

SPC FLOORING

Superior performance delivery right to your space



SPC 3.5 LAMELLE

1220 x 180 x 3.5mm



LAMELLE CAMURU
LM3001



LAMELLE PECAN
LM3007



LAMELLE OAK
LM3010



LAMELLE POPLAR
LM3076



LAMELLE HEMLOCK
LM3226



LAMELLE ACACIA
LM3724

SPC 4.0 CLASSIC

1220 x 180 x 4mm



ANGOLA WALNUT
EU4002C



TANZANIA CAMURU
EU4007C



EU4057C
SYRIA CHERRY



LYBIA CITRUS
EU4083C



MOROCCO PALM
EU4108C



EGYPT PLUM
EU4197C



CANARY WOOD
EU5077



TULEPO WOOD
EU5424



HORMIGO WOOD
EU5433



BOXELDER WOOD
EU5442




MACACAUBA WOOD
EU5541



ALBIZIA WOOD
EU5629

Structure



UV Layer

Reduce fading to sun light near window or any other indoor environment.

Wear Layer

Strong wear-resistance for foot traffic and make the surface scratch resistance.

Decorative Paper

A design layer of high-resolution photo of real wood that is reproduced with sophisticated printing techniques.

Base Layer

Primary layer of the SPC structure.

Specifications

Series | Board Size | Package Content | Surface Treatment | Edge Treatment | Joining Mechanism | Area Condition | Area Size | Suitability

SPC 3.5 LAMELLE							
1220 x 180 x 3.5mm	1 carton = 28.40 sq.ft / 12 pieces	Embossed	Natural Grain	Interlocking	Suitable for wet area	Small to medium area	Residential to light commercial
SPC 4.0 CLASSIC							
1220 x 180 x 4mm	1 carton = 23.64sq.ft / 10 pieces	Deep Embossed	Micro Bevel	Interlocking	Suitable for wet area	Small to medium area	Residential to moderate commercial
SPC 5.0 SUPERLOC							
1219 x 229 x 5mm	1 carton = 27.00 sq.ft / 9 pieces	Deep Embossed	Micro Bevel	Interlocking	Suitable for wet area	Small to medium area	Residential to moderate commercial

Why choose SPC Flooring ?

SPC or known as Stone Plastic Composite is relatively affordable options in the market. SPC flooring are made in variety of formats including wider and longer floorboards. With multiple layers of backing fused together, SPC flooring features a rigid core and is a harder product all around, therefore more durable material for flooring; with waterproof and termite proof performance.

SPC Flooring have taken over homes, following decades of justified popularity residential and moderate commercial areas requiring safe, resistant materials that are easy to clean, such as schools, retails, sports centers, and et cetera. This safe, resistant material flooring is perfect and functional performance with these advantages;



Termite proof



Waterproof



Easy to clean



Anti-Slip



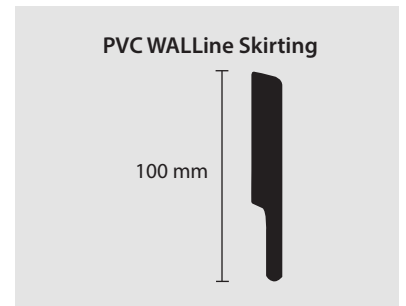
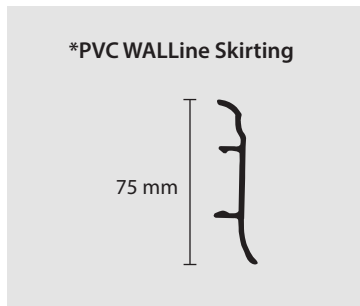
Stain Resistant



Easy to Install

Skirting & Cap

FLOOR DEPOT offers a wide range of optically matching WALLine skirting for a harmonious look for any wood surface enable the possibility of conscious accentuation.



Profile

Combine PVC profiles from FLOOR DEPOT, create finishes for a floor aesthetic that is perfect in every respect.




Adaptation Profile

used to transition from a wood floor to a floor that is lower than wood floor installed.



End Profile

used to transition from a wood floor to another type of flooring or floor that is higher than the wood installed.



Transition Profile

used to transition from a wood floor to another that both floors are the same height.



Stairnose Profile

used whenever there is a step down or staircase that will be receiving wood floor.

Due to printing consideration, the actual color floorboard may vary slightly from those shown. All pictures are for illustration purpose only. Specification are subject to change without notice for further improvement.